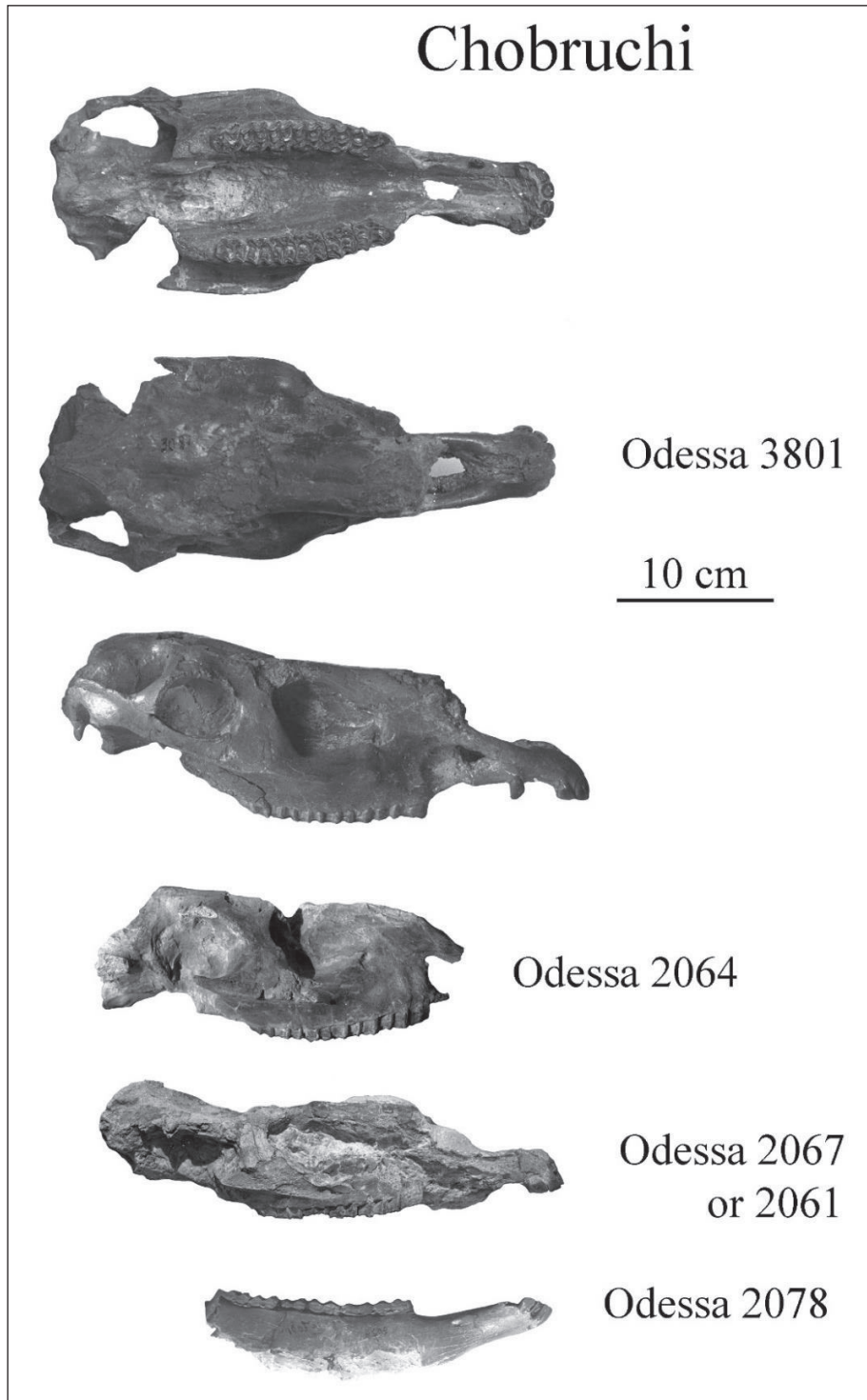


**THE TUROLIAN HIPPARIONS FROM CIOBURCIU SITE (REPUBLIC OF MOLDOVA):
SYSTEMATICS AND PALEODIET**


BOGDAN G. RĂȚOI, BOGDAN S. HAIDUC, GINA M. SEMPREBON, PAUL ȚIBULEAC
& RAYMOND L. BERNOR

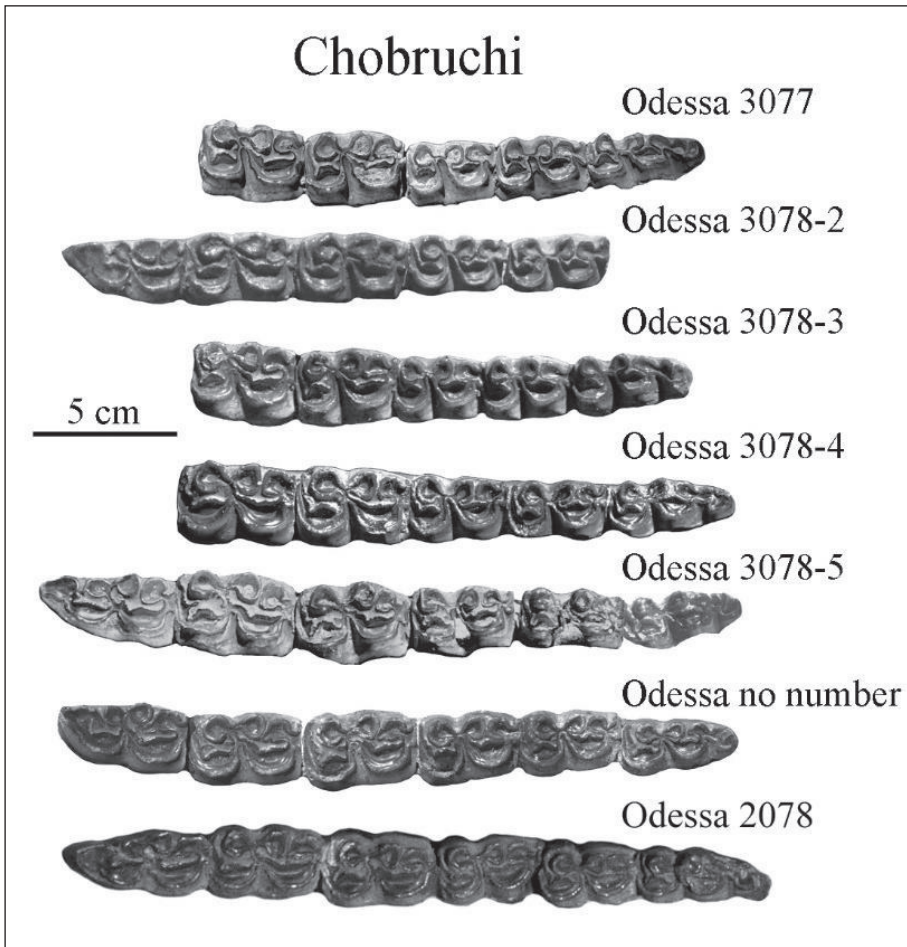
SUPPLEMENTARY MATERIAL



Supplementary Fig. 1 - Hipparion skulls from the Cioburciu site (Odessa 3801, Odessa 2064, Odessa 2067 or 2061, Odessa 2078) (<https://vera-eisenmann.com/chobruchi-data-and-photos>).

Supplementary Fig. 2 - Maxillary cheek tooth series (Odessa 2064, 2067 or 2061, 2085, 3078-1, 3078-2, and 3801) (<https://vera-eisenmann.com/chobruchi-data-and-photos>).





Supplementary Fig. 3 - Mandibular cheek tooth series (Odessa 3077, 3078-2, 3078-3, 3078-4, 3078-5, no number and 2078) (<https://vera-eisenmann.com/chobruchi-data-and-photos>).

Inventory Number	<i>Cr. aff moldavicum</i>		M1	M2	M3	M4	M5	M6	M7	M8	M9	M10	M11
AICUPM4000	Upper teeth	M2	21.1	18.5	18.6		13.8					6.7	4.3
AICUPM4001	Upper teeth	P4	25	0	24.7	0	0	0	0	0	0	6.8	3.5
		M1	22.2	0	21.6	0	0	0	0	0	0	5.6	2.2
		M2	22.4	0	21	0	0	0	0			5.8	3.5
		M3	21.2		17.1							4.6	1.4
AICUPM4002	Upper teeth	P4	24.9		22.3							6.7	3.4
		M1	22.3		21							6	3.8
		M2	22		17.8							5.8	3.5
		M3	22.1		16.5							5.5	2.7
AICUPM4003	Upper teeth	P2	30.1		22							6.4	3.9
		P3	22		22.2							6.3	4.4
		P4	22.5		23.1							6.9	4.5
		M1	19.6		20							5.7	4.6
		M2	21		20.8							5.6	4.2
		M3	19.6		18.7							5.4	3.3
AICUPM4004	Upper teeth	P2	31.8		22.8							6.1	3.8
		P3	24.7		23.8							6.1	4.4
		P4	24		24.2							6.1	3.9
		M1	21		23							6	3.6
		M2	20.5		20.4							5.8	3.7
		M3	20		18.7							6.1	2.9
AICUPM4005	Upper teeth	M2	23	19.3	21.4		17.1					5.8	4.2
AICUPM4006	Upper teeth	P2	32		24							5.9	4.9
		P3	25.9		24							5.5	4
		P4	24.2		24.4							6.1	3.7
		M1	21.5		21.8							5.6	3.9
		M2	22.4		20.9							5.3	3
		M3	17.7		15.6								
AICUPM4007	Upper teeth	M3	18.8	16.7	17.4	18.5	24					5.7	2.8
AICUPM4008	Upper teeth	P4	25		22.2							6.8	3.3
		M1	22.2		21							6	3.7
		M2	22.1		17.7							5.9	3.5
		M3	22.4		16.6							5.6	2.7
AICUPM4009	Upper teeth	P4	23		21.2							6.5	5.2
		M1	23.6		21.6							7.4	4.7
		M2	23		20.1							5.6	3.7
		M3	21.9		16.4							5.4	1.9
AICUPM4010	Upper teeth	P2	31.6		22.7							6	3.7
	Upper teeth	P3	24.6		23.9							6.1	4.5
		P4	24		24.2							6.2	4
		M1	21.2		23							6.1	3.5
		M2	20.4		20.7							5.9	3.7
		M3	20.1		18.5							5.9	3.7
AICUPM4011	Upper teeth	M1	22		23.7							5.7	4.7
		M2	21.8		21.3							5.3	3.9
		M3	18.9		15.3							3.5	2.8
AICUPM4012	Upper teeth	P4	23		23.5							5.3	4.9
		M1	25.4		23.4							5.5	4.9
		M2	21.8		22.3							5.7	4.4
		M3	21.4		19.2							6.3	3.4

Supplementary Tab. 1 - Measurement of the *Cremobipparion moldavicum* sample from Cioburciu. Measurements are referred to Bernor et al. 1997

