









«Know thyself, science writer» - 2012 SWIM
Survey on science journalists/writers













1. What is your age (years)?

		Percentuale delle risposte	Numero di risposte
≤26		8,7%	35
26>35		28,3%	114
36>45		29,0%	117
46>55		17,9%	72
56>65		12,7%	51
>65		3,5%	14
domande che hanno avuto risposta			403
domande saltate			4







2. What is your gender?

		Percentuale delle risposte	Numero di risposte
Male		46,2%	188
Female		53,8%	219
domande che hanno avuto risposta			407
domande saltate			0




















3. You use to call yourself a...

		Percentuale delle risposte	Numero di risposte
science journalist		32,6%	131
science communicator		12,2%	49
science writer		14,4%	58
journalist		9,2%	37
scientist		7,0%	28
communicator		1,7%	7
press officer		1,7%	7
public information officer		0,7%	3
It depends on circumstances		10,0%	40
Other (please specify)		10,4%	42
domande che hanno avuto risposta			402
domande saltate			5




4. Where do you live?

		Percentuale delle risposte	Numero di risposte
Europe		80,3%	327
North America		13,3%	54
Central America/South America		3,7%	15
Asia		1,5%	6
Australia/Oceania		0,2%	1
Africa		1,0%	4
You can add your comments here:			35
domande che hanno avuto risposta			407
domande saltate			0

THE HEALING POWER OF THE MEDIA






















5. Where do you live, within Europe?			Percentuale delle risposte	Numero di risposte
Austria			0,6%	2
Belgium			0,6%	2
Bulgaria			0,3%	1
Cyprus			0,0%	0
Czech Republic			0,0%	0
Denmark			0,3%	1
Estonia			0,3%	1
Finland			0,6%	2
France			4,5%	14
Germany			4,9%	15
Greece			0,0%	0
Hungary			0,6%	2
Ireland			0,6%	2
Italy			37,9%	117
Latvia			0,0%	0
Lithuania			0,0%	0
Luxembourg			0,0%	0
Malta			0,0%	0
Netherlands			22,3%	69
Poland			1,6%	5
Portugal			0,3%	1
Romania			0,6%	2
Slovakia			0,0%	0
Slovenia			0,0%	0
Spain			7,1%	22
Sweden			1,3%	4
United Kingdom			10,4%	32
Other (please specify)			4,9%	15
domande che hanno avuto risposta				309
domande saltate				98

6. Do you belong to one of the national associations of science journalists represented in the European Union of Science Journalists' Associations (EUSJA)





		Percentuale delle risposte	Numero di risposte
Yes		59,2%	183
No		36,2%	112
I don't know		4,5%	14
domande che hanno avuto risposta			309
domande saltate			98

THE HEALING POWER OF THE MEDIA






7. Do you belong to one of the following National Science Journalists Associations? (In case you belong to more than one, select first the one in which you are more active)

		Percentuale delle risposte	Numero di risposte
Austria		0,6%	2
Belgium		0,0%	0
Croatia		0,0%	0
Czech Republic		0,0%	0
Denmark		0,3%	1
Estonia		0,3%	1
Finland		0,6%	2
France		2,6%	8
Germany - TELI		3,6%	11
Germany - WPK		0,3%	1
Greece		0,3%	1
Hungary		0,6%	2
Ireland		0,3%	1
Italy - SWIM		12,9%	40
Italy - UGIS		3,2%	10
Netherlands		21,0%	65
Poland		1,6%	5
Portugal		0,0%	0
Romania		0,3%	1
Russia		0,0%	0
Slovenia		0,0%	0
Spain - AECC		1,3%	4
Spain - ACCC		4,9%	15
Sweden		0,6%	2
Switzerland		1,9%	6
United Kingdom		7,4%	23
None of them		35,0%	108
If you also belong to other associations of science journalists/Science writers/journalists, please list them one per line.			25
domande che hanno avuto risposta			309
domande saltate			98

8. Do you cover issues related to science, medicine, environment and technology...















		Percentuale delle risposte	Numero di risposte
All/most of your time		67,8%	179
between 50 and 80% of your time		17,0%	45
between 20 and 50% of your time		11,0%	29
Only occasionally		4,2%	11
You can add your comments here:			22
domande che hanno avuto risposta			264
domande saltate			143

9. Since how many years do you cover (more or less regularly) issues related to science, medicine, environment and technology?

		Percentuale delle risposte	Numero di risposte
less than 5 years		29,3%	105
between 6 and 10 years		24,3%	87
between 11 and 15 years		16,2%	58
more than 16		29,6%	106
don't know/cannot say		0,6%	2
domande che hanno avuto risposta			358
domande saltate			49

THE HEALING POWER OF THE MEDIA

10. In the last five years, you worked as... (please SELECT ALL THE ANSWERS THAT APPLY)

		Percentuale delle risposte	Numero di risposte
press officer		17,6%	63
public information officer		10,1%	36
science communicator		38,8%	139
staff writer		21,8%	78
editor		43,3%	155
freelance writer		68,2%	244
tv anchor		2,8%	10
radio host		10,1%	36
researcher		26,0%	93
science teacher		7,3%	26
science journalism teacher		20,1%	72
book author		26,0%	93
for a science museum/exhibition/event		15,9%	57
Other (please specify)		11,7%	42
domande che hanno avuto risposta			358
domande saltate			49

11. Please select the media you work for, specifying how often you do so. (Please provide an answer for each of the listed media)







	all/most of my time	very often	regularly	sometimes	occasionally	never	I only did it in the past	C va
daily newspaper	6,5% (17)	4,6% (12)	8,4% (22)	11,5% (30)	18,4% (48)	31,8% (83)	18,8% (49)	
news agency	2,3% (5)	1,9% (4)	3,7% (8)	4,7% (10)	6,1% (13)	69,6% (149)	11,7% (25)	
tv	3,9% (9)	2,6% (6)	2,6% (6)	4,3% (10)	10,4% (24)	61,5% (142)	14,7% (34)	
radio	3,1% (7)	2,7% (6)	5,3% (12)	6,2% (14)	17,8% (40)	51,6% (116)	13,3% (30)	
weekly magazine	5,0% (12)	5,9% (14)	10,1% (24)	13,4% (32)	16,8% (40)	34,9% (83)	13,9% (33)	
monthly journal (general audience)	14,0% (38)	13,3% (36)	13,3% (36)	15,9% (43)	14,8% (40)	21,4% (58)	7,4% (20)	
Scholarly journal	5,5% (12)	1,8% (4)	6,9% (15)	8,3% (18)	14,7% (32)	53,5% (116)	9,2% (20)	
Academic/institutional press releases	7,4% (17)	10,9% (25)	9,6% (22)	10,0% (23)	14,4% (33)	36,2% (83)	11,4% (26)	
Corporate press releases	3,7% (8)	4,1% (9)	5,5% (12)	8,3% (18)	12,0% (26)	57,1% (124)	9,2% (20)	
online news operation	16,1% (40)	15,3% (38)	16,5% (41)	11,2% (28)	11,6% (29)	24,5% (61)	4,8% (12)	
personal blog	6,8% (16)	11,8% (28)	12,7% (30)	14,8% (35)	13,5% (32)	34,6% (82)	5,9% (14)	
Science museum/exhibition/event	2,7% (6)	4,5% (10)	7,2% (16)	10,4% (23)	16,7% (37)	48,4% (107)	10,0% (22)	
No profit press releases/outlet	4,5% (10)	4,5% (10)	9,0% (20)	10,4% (23)	17,6% (39)	44,8% (99)	9,0% (20)	

You can add a comment here

domande che hanno avuto risposta
domande saltate

THE HEALING POWER OF THE MEDIA

12. According to your personal experience, the situation for professionals like you...






		Percentuale delle risposte	Numero di risposte
has significantly improved		5,3%	19
has modestly improved		13,4%	48
stayed more or less the same		26,3%	94
has modestly worsened		21,5%	77
has significantly worsened		17,9%	64
I don't know		15,6%	56

You can add a comment here: 41

domande che hanno avuto risposta 358

domande saltate 49

13. In your opinion, how happy are in general science journalists/writers with their jobs today...








		Percentuale delle risposte	Numero di risposte
Very happy		4,5%	16
Quite happy		42,5%	152
Not so happy		38,0%	136
Very unhappy		3,1%	11
I don't know		12,0%	43

You can add a comment here: 25

domande che hanno avuto risposta 358






domande saltate 49

14. Please choose the single answer that best describes your education

		Percentuale delle risposte	Numero di risposte
No University degree		4,8%	17
University degree in science		21,5%	76
University degree in journalism/communication		8,2%	29
University degree (other areas)		9,6%	34
University degree in science + Master/PhD in science		27,2%	96
University degree in science + Master/PhD in Journalism/Communication		22,1%	78
University degree (other areas) + Master/PhD in Journalism/Communication		6,5%	23
	You can add a comment here:		52
domande che hanno avuto risposta			353
domande saltate			54

THE HEALING POWER OF THE MEDIA

15. Do you take part in continuing education/lifelong learning about science, science communication and science journalism?

		Percentuale delle risposte	Numero di risposte
Yes, regularly (at least once every year)		34,3%	121
Yes, whenever I can (every 2-3 years)		21,2%	75
Yes, but only seldom		14,7%	52
I only did it on occasion		15,9%	56
No		13,9%	49

You can add your comments here:

34




domande che hanno avuto risposta

353

domande saltate

54

16. Would you like to take part in more continuing education programs about science, science communication and science journalism designed and organized by/with science journalism associations?

		Percentuale delle risposte	Numero di risposte
Yes		68,0%	240
No		5,9%	21
Maybe		26,1%	92

You can add your comments here:

22




domande che hanno avuto risposta

353





domande saltate

54

17. Please give us your name and contact details so we can contact you concerning future educational projects about science, science communication and science journalism. Your personal data will be used only by the professional association "SWIM - Science Writers in Italy" and only for this specific purpose.




		Percentuale delle risposte	Numero di risposte
Name:		98,1%	256
Country:		96,9%	253
e-mail address/Skype:		98,9%	258
domande che hanno avuto risposta			261
domande saltate			146

18. Do you/did you take part in research about science, science communication and science journalism?






		Percentuale delle risposte	Numero di risposte
Yes, many times		16,9%	58
Yes, a couple of times		30,8%	106
Yes, once		11,6%	40
No		40,7%	140
You can add your comments here:			22
domande che hanno avuto risposta			344
domande saltate			63

THE HEALING POWER OF THE MEDIA







19. Would you like to be involved in research projects about science, science communication and science journalism?

		Percentuale delle risposte	Numero di risposte
Yes		47,7%	164
No		8,7%	30
Maybe		43,6%	150
You can add your comments here:			11
domande che hanno avuto risposta			344
domande saltate			63

20. Please give us your name and contact details so we can contact you concerning research projects about science, science communication and science journalism. Your personal data will be used only by the professional association "SWIM - Science Writers in Italy" and only for this specific purpose.










		Percentuale delle risposte	Numero di risposte
Name		97,6%	247
City		94,5%	239
Country		96,0%	243
e-mail address:		99,6%	252
Phone number/Skype:		66,4%	168
domande che hanno avuto risposta			253
domande saltate			154

21. Concerning the importance in general of the social media for your job, do you think that they are:







		Percentuale delle risposte	Numero di risposte
Very useful		45,5%	150
Sometimes useful		37,6%	124
a loss of time, but sometimes useful		12,1%	40
a useless loss of time		1,2%	4
I don't know		1,8%	6
I need to learn about them		1,8%	6
	You can add a comment here:		13
domande che hanno avuto risposta			330
domande saltate			77

THE HEALING POWER OF THE MEDIA

22. Do you have your own (select all that apply):

		Percentuale delle risposte	Numero di risposte
Facebook profile		77,9%	257
Linkedin profile		77,0%	254
Twitter		61,5%	203
Tumblr		7,9%	26
Personal blog		27,0%	89
Professional blog		26,7%	88
Personal page on a website		31,5%	104
none		2,7%	9
Other (please specify one per line)		9,7%	32
domande che hanno avuto risposta			330
domande saltate			77

23. Would you like to be involved in the development of a professional social network for science journalists/writers offering evidence-based background materials and tools designed to help cover science - and especially controversies involving science?

		Percentuale delle risposte	Numero di risposte
Yes, count me in		26,4%	87
Yes, but I am probably too busy to help		26,1%	86
Yes, but I am a novice		10,0%	33
No, but keep me informed about it		21,8%	72
No		11,5%	38
Other (please specify)		4,2%	14
domande che hanno avuto risposta			330
domande saltate			77